

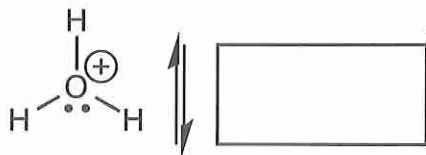
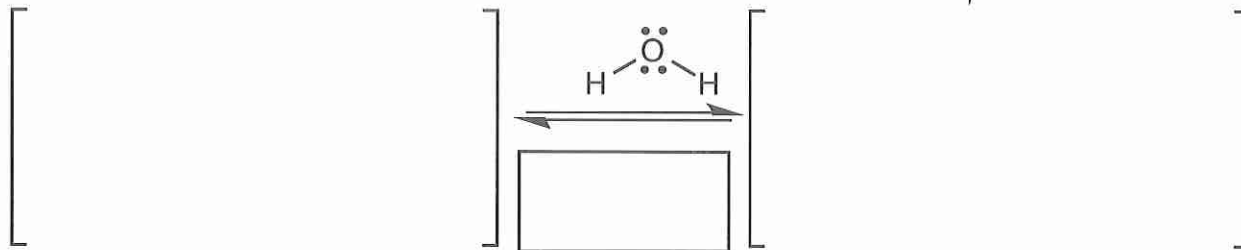
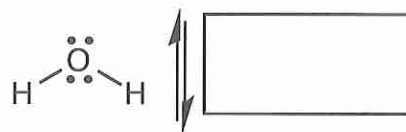
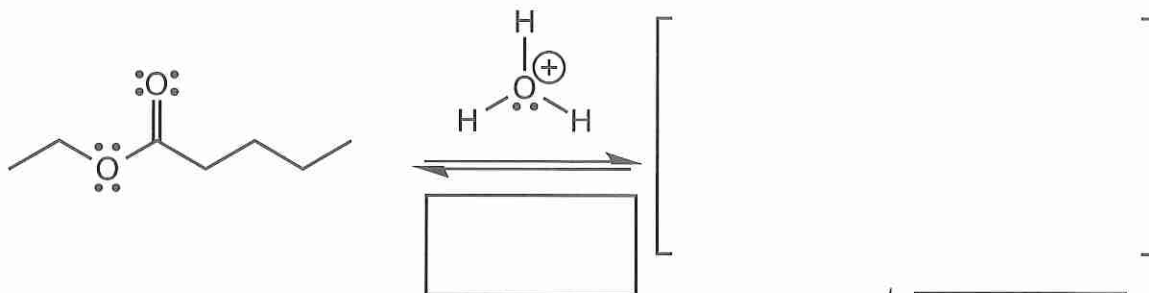


Signature \_\_\_\_\_

Pg 7 \_\_\_\_\_ (35)

13. (35 pts) Complete the mechanism for the following ester hydrolysis reaction. **Be sure to show arrows to indicate movement of all electrons, write all lone pairs, all formal charges, and all the products for each step.** Remember, I said **all** the products for each step. **IF A NEW CHIRAL CENTER IS CREATED IN AN INTERMEDIATE OR PRODUCT, MARK IT WITH AN ASTERISK AND LABEL THE MOLECULE AS RACEMIC IF APPROPRIATE.** In the boxes provided, write which of the 4 mechanistic elements describes each step (make a bond, break a bond, etc.).

1



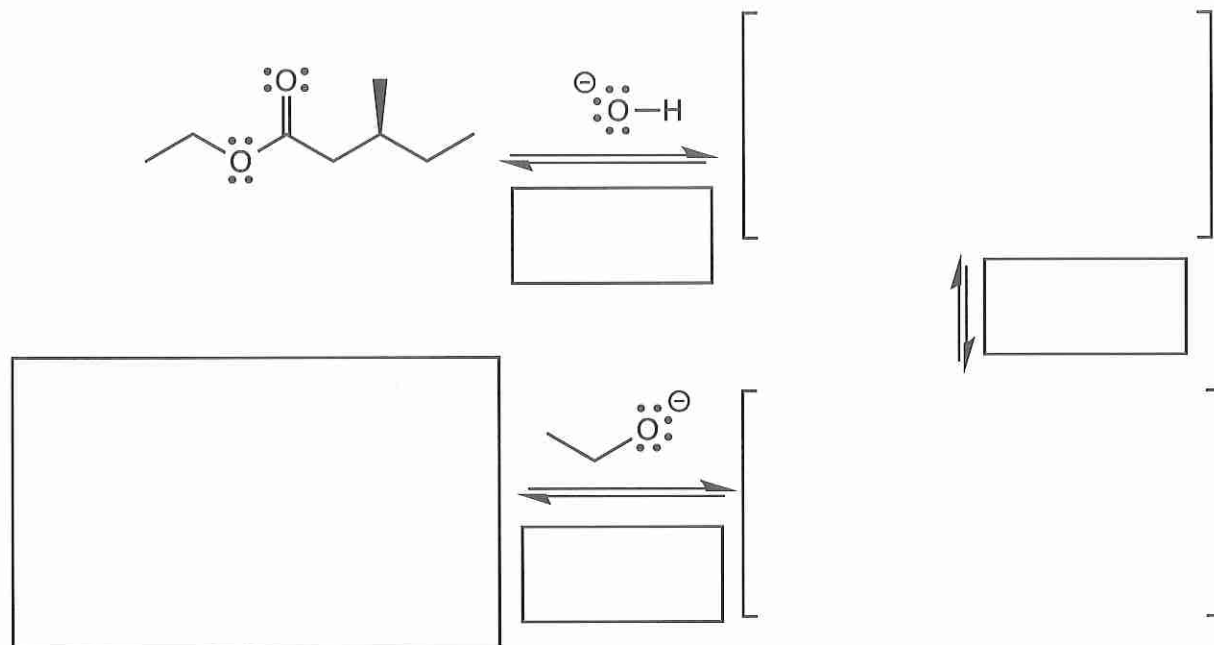
Note you will have to write a balanced equation for the above mechanism on PAGE 9

Signature \_\_\_\_\_

Pg 8 \_\_\_\_\_ (36)

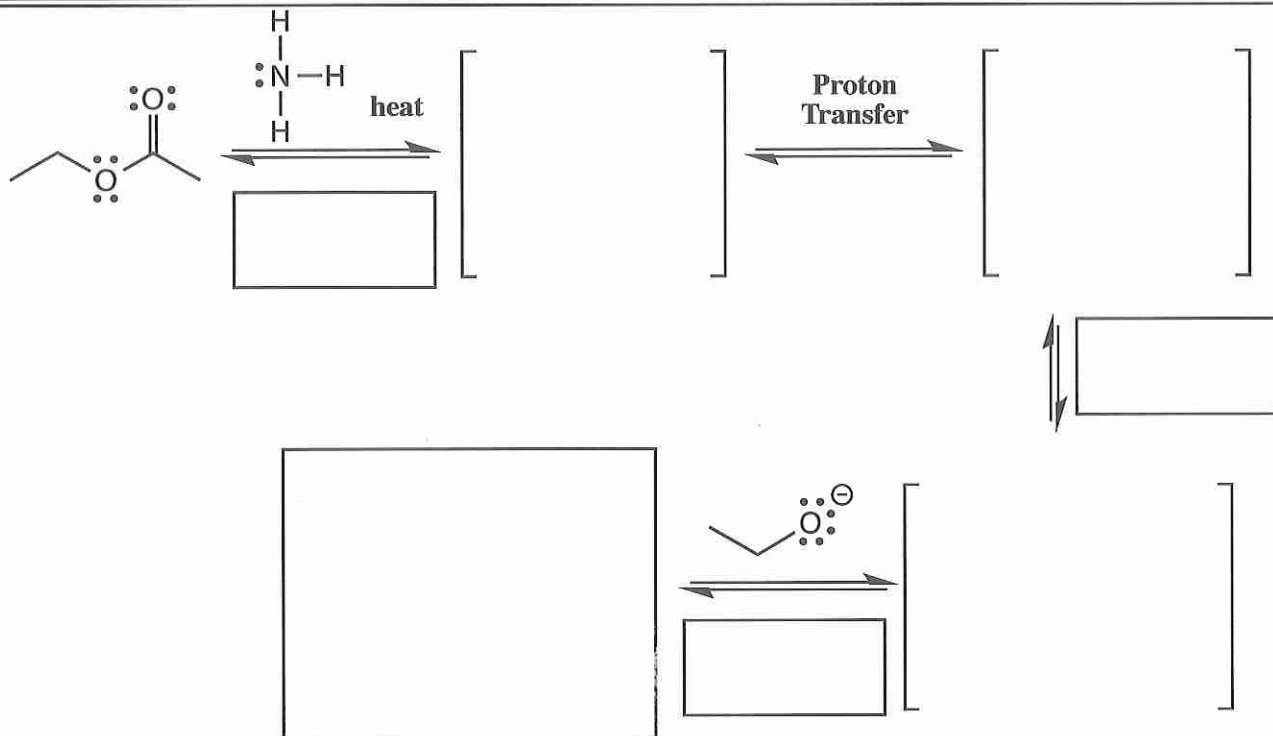
15. (36 pts) Complete the mechanism for the following two reactions of esters. Be sure to show arrows to indicate movement of **all** electrons, write **all** lone pairs, **all** formal charges, and **all** the products for each step. Remember, I said **all** the products for each step. IF A NEW CHIRAL CENTER IS CREATED IN AN INTERMEDIATE OR PRODUCT, MARK IT WITH AN ASTERISK AND LABEL THE MOLECULE AS RACEMIC IF APPROPRIATE. In the boxes provided, write which of the 4 mechanistic elements describes each step (make a bond, break a bond, etc.).

2



Note you will have to write a balanced equation for the above mechanism on the NEXT page

3



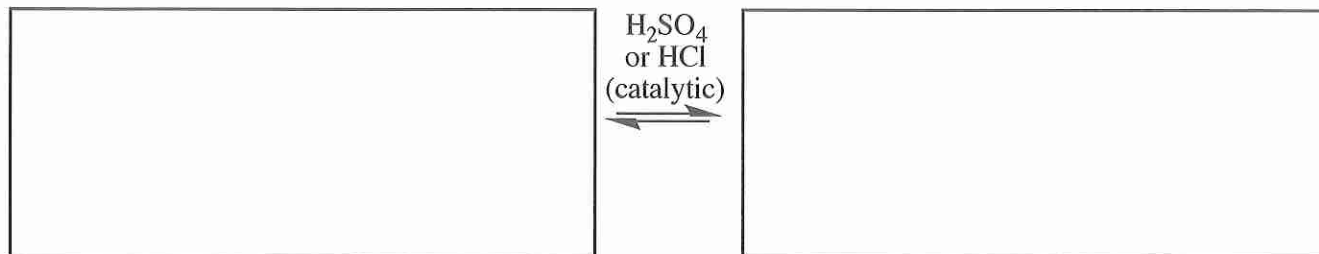
Note you will have to write a balanced equation for the above mechanism on the NEXT page

Signature \_\_\_\_\_

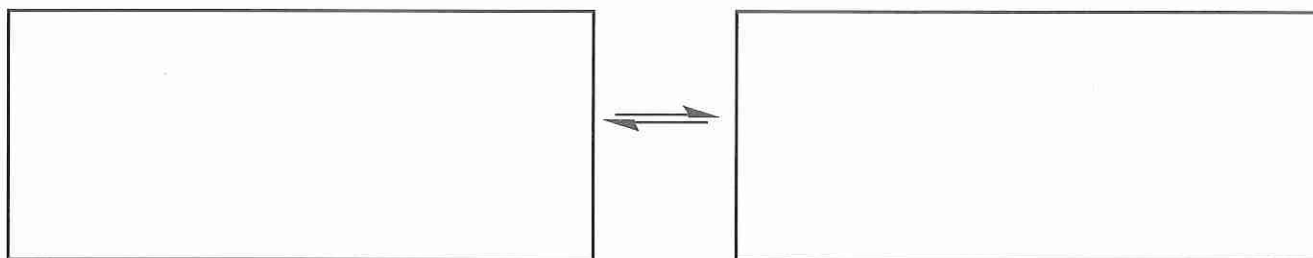
Pg 9 \_\_\_\_\_ (12)

16. (12 pts) Write BALANCED equations for the four mechanisms, 1-4, that you drew on the last three pages.

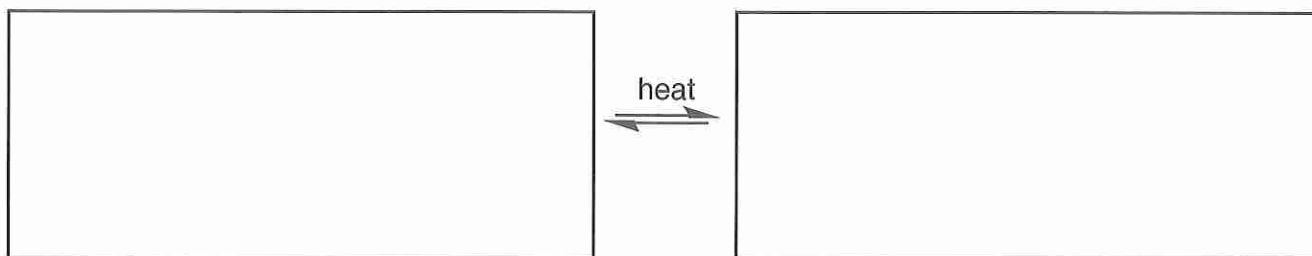
Write a balanced equation for the overall process described by mechanism 1 from page 7



Write a balanced equation for the overall process described by mechanism 2 from page 8



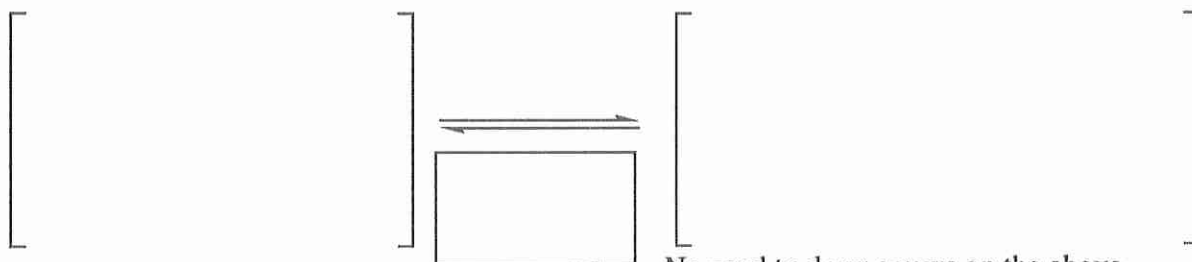
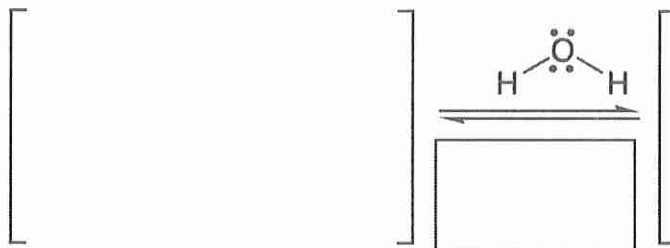
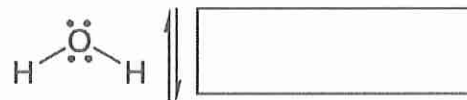
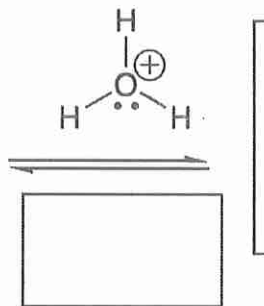
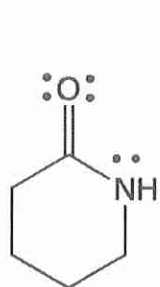
Write a balanced equation for the overall process described by mechanism 3 from page 8



Signature \_\_\_\_\_


Pg 6 \_\_\_\_\_(29)

13. (29 pts.) Complete the mechanism for the following acid catalyzed lactam hydrolysis reaction. Be sure to show arrows to indicate movement of all electrons, write all lone pairs, all formal charges, and all the products for each step. Remember, I said all the products for each step. IF A NEW CHIRAL CENTER IS CREATED IN AN INTERMEDIATE OR THE PRODUCTS, MARK IT WITH AN ASTERISK AND LABEL AS "RACEMIC" IF RELEVANT. IN THE BOX BY EACH SET OF ARROWS, WRITE WHICH OF THE 4 MECHANISTIC ELEMENTS IS INDICATED IN EACH STEP OF YOUR MECHANISM (For example, "Add a proton").




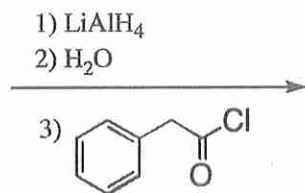
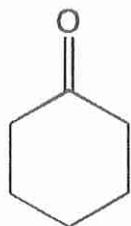
No need to draw arrows on the above structure

Proton Transfer


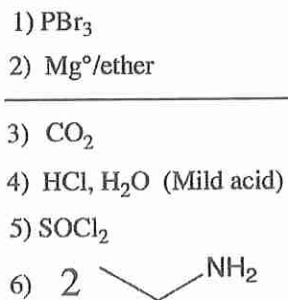
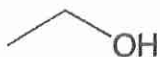


15. (14 points) For the following sequences of reactions, draw the final organic product or products after ALL the steps have been completed. You do not need to draw the molecules synthesized along the way, **only the last product that is formed**. If a new chiral center is created in the reaction that produces a racemic mixture, label the chiral center with an asterisk (\*) and write "*racemic*" underneath.

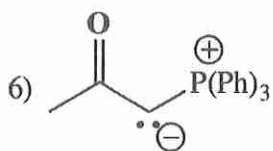
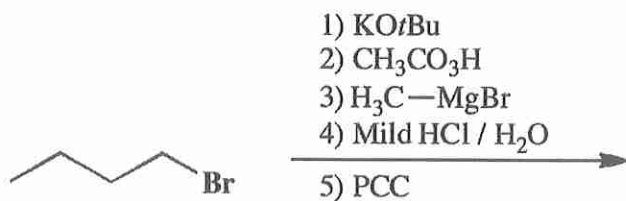
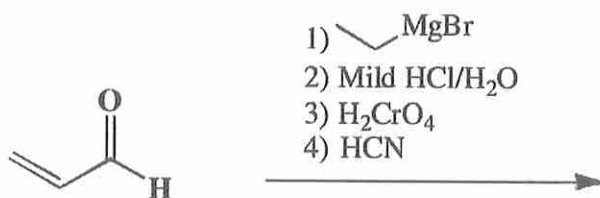
(6 pts)



(8 pts)



14. (7 pts each) For the following sequences of reactions, work through all the different steps and then write the final product(s). Assume only the predominant product is formed at each step. You must indicate stereochemistry with wedges and dashes. You must draw all stereoisomers produced as predominant products and write "racemic" under the structures when appropriate. **We are only grading your final product(s) here.**

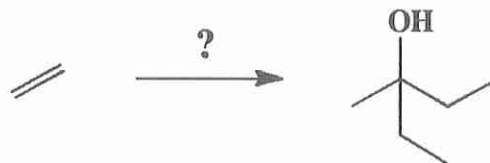


Signature \_\_\_\_\_

Pg 12 \_\_\_\_\_ (19)

13. These are synthesis questions. You need to show how the starting material can be converted into the product(s) shown. You may use any reactions we have learned. Show all the reagents you need. Show each molecule synthesized along the way and be sure to pay attention to the regiochemistry and stereochemistry preferences for each reaction. If you make a racemic mixture, draw both structures and make sure to write "racemic" next to them.

(19 pts) All of the carbon atoms of the products must come from the starting materials for this one!





Signature \_\_\_\_\_

Pg 12 \_\_\_\_\_(10)

19. (10 pts) Using any reagents turn the starting material into the indicated product. All carbon atoms must come from the starting material. Draw all molecules synthesized along the way. When in doubt, draw the molecule! Hint: this should look familiar as a homework problem.

All of the carbons of the product must come from the given starting material.

